



# FRESH AND READY TO SERVE

**The Antunes' Warmer Drawers (WD) keep hot dog buns ready to serve and taste like made to order. It features a precision thermostat to adjust the temperature required for your bread product.**

The Warmer Drawers are designed to be used separately, stacked, or fit under the Hot Dog Corral. Units are available with a water tray to create humidity in the drawer. Product holding times will vary with compartment temperature and product quality. The approximate holding time is 45 to 60 minutes if the product is not in its original packaging. The approximate holding time is 2 to 3 hours if product is in its original packaging.



Model: WD-20 Warmer Drawer



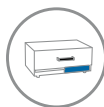
#### **Easy-to-adjust thermostat**

The unit features a precision thermostat to ensure food quality and safety.



#### **High Capacity**

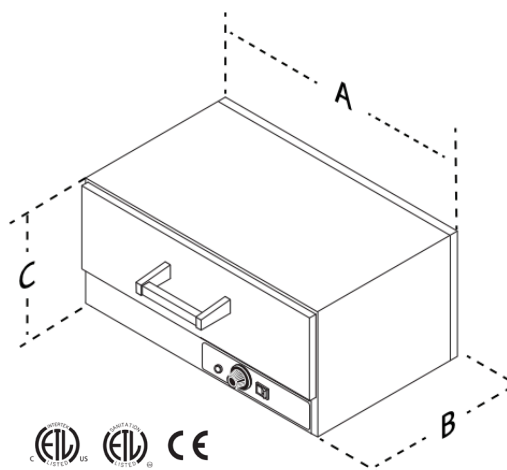
Various size models can hold from 40 up to 60 standard hot dogs for up to two hours.



#### **Compact Design**

Designed to be used separately, stacked or fit under a Hot Dog Corral.

## Warmer Drawer | WD





















### Features:

- Easy-to-adjust thermostat.
- Available with water tray to create humidity in the drawer
- Designed to be used separately, stacked, or fit under a Hot Dog Corral.
- Stainless steel construction
- Easy to clean.

#### With water tray

#### Electrical Ratings

#### Dimensions

Model & Mfg. No.	Capacity	Approvals	Plug	Volts	Watts	Amps	H <sub>z</sub>	Width	Depth	Height	Shipping Weight
WD-20 9400100	40 hot dog buns for 1.5 hours	 	NEMA 5-15P	120	500	4.2	50/60	18 3/4" (476 mm)	22" (559 mm)	10 1/4" (260 mm)	56 lbs. (25.4 kg)
WD-20 9400102	40 hot dog buns for 1.5 hours	 	CEE 7/7	230	500	2.2	50/60	18 3/4" (476 mm)	22" (559 mm)	10 1/4" (260 mm)	56 lbs. (25.4 kg)
WD-20 9400103	40 hot dog buns for 1.5 hours	 	BS-1363	230	500	2.2	50/60	18 3/4" (476 mm)	22" (559 mm)	10 1/4" (260 mm)	56 lbs. (25.4 kg)
WD-21A 9400110	40-50 hot dog buns for 1.5 hours	 	NEMA 5-15P	120	1000	8.3	50/60	22 1/8" (562 mm)	17 1/4" (438 mm)	10 1/4" (260 mm)	49 lbs. (22.2 kg)
WD-21A 9400112	40-50 hot dog buns for 1.5 hours	 	CEE 7/7	208-230	1100	5.29-4.78	50/60	22 1/8" (562 mm)	17 1/4" (438 mm)	10 1/4" (260 mm)	49 lbs. (22.2 kg)
WD-21A 9400113	40-50 hot dog buns for 1.5 hours	 	BS-1363	208-230	1100	5.29-4.78	50/60	22 1/8" (562 mm)	17 1/4" (438 mm)	10 1/4" (260 mm)	49 lbs. (22.2 kg)
WD-35A 9400120	50-60 hot dog buns for 1.5 hours	 	NEMA 5-15P	120	1400	11.7	50/60	32 1/2" (826 mm)	17 1/4" (438 mm)	10 1/2" (267 mm)	60 lbs. (27.2 kg)
WD-35A 9400122	50-60 hot dog buns for 1.5 hours	 	CEE 7/7	208-230	1530	7.36-6.65	50/60	32 1/2" (826 mm)	17 1/4" (438 mm)	10 1/2" (267 mm)	60 lbs. (27.2 kg)
WD-35A 9400123	50-60 hot dog buns for 1.5 hours	 	BS-1363	208-230	1100	7.36-6.65	50/60	32 1/2" (826 mm)	17 1/4" (438 mm)	10 1/2" (267 mm)	60 lbs. (27.2 kg)



WD-20













WD-21A



WD-35A

#### Without water tray

WD-21A 9400140	40-50 hot dog buns for 1.5 hours	 	NEMA 5-15P	120	1000	8.3	50/60	22 1/8" (562 mm)	17 1/2" (445 mm)	10 3/8" (264 mm)	50 lbs. (22.7 kg)
WD-21A 9400144	40-50 hot dog buns for 1.5 hours	 	CEE 7/7	208-230	900-1100	4.3-4.8	50/60	22 1/8" (562 mm)	17 1/2" (445 mm)	10 3/8" (264 mm)	45 lbs. (20.4 kg)
WD-21A 9400145	40-50 hot dog buns for 1.5 hours	 	BS-1363	208-230	900-1100	4.3-4.8	50/60	22 1/8" (562 mm)	17 1/2" (445 mm)	10 3/8" (264 mm)	45 lbs. (20.4 kg)
WD-35A 9400150	50-60 hot dog buns for 1.5 hours	 	NEMA 5-15P	120	1400	11.7	50/60	32 1/2" (826 mm)	17 1/2" (445 mm)	10 1/2" (267 mm)	60 lbs. (27.2 kg)
WD-35A 9400155	50-60 hot dog buns for 1.5 hours	 	BS-1363	208-230	1250-1530	6-6.5	50/60	32 1/2" (826 mm)	17 1/2" (445 mm)	10 1/2" (267 mm)	60 lbs. (27.2 kg)



WD-21A

Dimensions are for item without shipping box. Shipping weight includes item and shipping box. Items highlighted in blue are for international markets.